


Bosun Bevel Bond Paver




Dimensions: 200mm x 100mm
Thickness: 50mm (60mm on request)
Mass per paver: ± 2.15kg
SANS: 1058
Pavers per m²: 50




Colours and finishes*:




Grey



Black




Red




Multiblend



Sahara



Autumn Blend



Brown



Tan



BIM Object Available
[Click for more info](#)



View more on our
Website

*Note: Other colours and finishes can be considered. Contact us for more information.